

Week 8: Topic Activities

Science

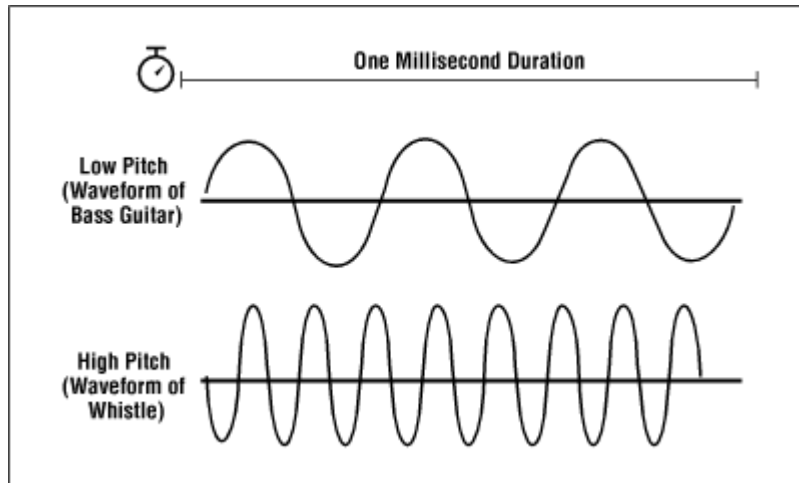
LO: To understand pitch and volume.

What is pitch?

<https://www.bbc.co.uk/bitesize/topics/zgffr82/articles/z3j3jty>

What is volume?

<https://www.bbc.co.uk/bitesize/topics/zgffr82/articles/zqtdpbk>




Sounds are determined by how an object vibrates. Volume is dependent on how hard the air is pushed through. Sound travels more slowly than light. Sound waves travel at the same speed, but vibrate in different ways. Some vibrate quickly and have a high frequency or pitch, while others vibrate slowly and give a lower pitch.

<https://www.bbc.co.uk/bitesize/clips/zsqw2hw>


Activity 1: Follow this link: It has activities that you can complete - you will need to enable flash.

[http://resources.hwb.wales.gov.uk/VTC/16022007/sound loudness/lesson.html](http://resources.hwb.wales.gov.uk/VTC/16022007/sound%20loudness/lesson.html)

Activity 2: Complete the reading comprehension based on pitch and volume.

Topic	<p><u>Lesson 1:</u></p> <p><u>Lo: To explore an outdoor space and it's creatures.</u></p> <p>Over the next 3 weeks you will be exploring creatures and animals in your garden or local park. By the end of the 3 weeks, you will have chosen a creature or animal and created a report based on it.</p> <p>This week I want you to either go into your garden or local park and see what insects or animals you can spot. Choose 1 or 2 and draw a detailed picture of it.</p> 
Computing	<p><u>Lesson 3</u></p> <p><u>Aims</u></p> <ul style="list-style-type: none"> To assess whether an information source is true and reliable. <p><u>Success criteria</u></p> <ul style="list-style-type: none"> Children can analyse the contents of a web page for clues about the credibility of the information. <p>What do you think about this video? https://www.youtube.com/watch?v=9dfWzp7rYR4&safe=active</p> <p>Have a look at this website: http://www.deadlysins.com/guinea-worm</p>

	<p>How can we tell if a website/information is true?</p> <ul style="list-style-type: none"> - Have you heard of the website before? - Is the information from a secure domain? - Does the article have any spelling mistakes? - If it doesn't sound real, it probably isn't! <p>Remember just because something is on the internet it does not mean it is true.</p>
French	<p><u>LO: To understand how to say the colour of body parts.</u></p> <p>Go over the colours in French and pronunciation - Linguascope has a unit on this.</p> <p>https://www.linguascope.com/secure/students/elementary/html5/bin/main.php?language=french&activity=colours</p> <p>Re-cap: Where does the colour come in French? After the noun.</p> <p>Some colour spellings change with masculine/feminine nouns. For example: un stylo blanc (the colour spelling doesn't change, because it's a 'masculine' object) or une gomme blanche (the colour spelling changes because it's a 'feminine' object).</p> <p>Now this can be applied to Body Parts, e.g. un nez marron, or une bouche rose.</p> <p><u>Activity:</u> Have a go at drawing and describing your own monster! See attached sheet, which will help you to structure your sentences.</p>



Have a go at this fun snakes and ladders activity.

You could even create your own and play it with your family, as well as getting active!