




Week 7 English Activities

Subject	
English	<p data-bbox="432 342 603 376"><u>Lesson 1:</u></p> <p data-bbox="432 387 983 421"><u>LO: To perform a news report.</u></p> <p data-bbox="432 477 1034 510">Read to the end of the Iron Man.</p> <p data-bbox="432 566 1374 741">Last week you should have created your own news report, as this week you are going to perform it to your siblings/parents. Watch the Newsround report again and think about how it is being reported.</p> <p data-bbox="432 790 1193 824">http://www.bbc.co.uk/newsround/13877119</p> <p data-bbox="432 880 1390 1055">Think about: the details provided of an event, speaking in chronological order, speaking in the past tense, including interesting facts and using a loud clear voice.</p> <p data-bbox="432 1111 1390 1238"><u>Activity:</u> Now have a go at performing your news report to your family. Get your family to give you a star and a wish for your performance.</p> <p data-bbox="432 1290 612 1323"><u>Lesson 2:</u></p> <p data-bbox="432 1335 983 1368"><u>LO: To create a new character</u></p> <div data-bbox="432 1417 1390 1910"><p data-bbox="440 1462 1110 1541"><u>What other types of characters could come to earth from outer space?</u></p><p data-bbox="440 1559 855 1592"><u>Where could they land?</u></p><p data-bbox="440 1615 1094 1693"><u>What effects could they have on the humans living there?</u></p></div> <p data-bbox="432 1917 580 1951"><u>Activity:</u></p>

Draw and colour a design for your creature. Add description, action and dialogue to it. If you have a thesaurus, use it to upscale your language.

Lesson 3:

LO: To use a planning frame to organise ideas.

Think about what might happen to your space creature?

What does a story need?

Did Hogarth have a moral dilemma?

How could you include one in your story?

Activity:

Using the planning frame organise your ideas for your narrative. You need to include:

- What is going to happen to your character.
- Add ideas in chronological order.
- Write in notes - you don't need to write in full sentences.
- Include a moral dilemma for the character.
- Include details of how the dilemma is resolved.

E4E: Add fronted adverbials and time connectives.

Reading



The scientists huddled around the machine looking perplexed. Their laboratory was buried deep underground, away from prying eyes. Usually their experiments went completely unnoticed, apart from the occasional smell of sulphur or waft of grey smoke that made its way to the surface, but this particular experiment would certainly not avoid the headlines... They were in BIG trouble..

Have a look at the image and the start of the story. You can see the image larger on the Pobble365 website: <https://www.pobble365.com/without-gravity>

Answer the questions below. Use your imagination to help you and a dictionary when needed.

Question time!

What does the word 'perplexed' mean?

Why are the scientists huddling around a machine?

Why is their laboratory underground?

What do they do in their laboratory?

Do you think anyone knows about it?

Why might they be in 'BIG' trouble this time?

What is happening in the picture?

Do you think this is just happening in their home?

Spelling

Your spellings are on Literacy Shed

Grammar

Activity 1: Have a go at the punctuation quiz. How much do you remember?

The quiz covers: inverted commas, possessive apostrophes and punctuation marks.

Activity 2: Next, have a go at the grammar game. You are going to be an editor, who improves a fairly dull story into a bestselling horror story. You need to select great nouns, adjectives and illustrations to improve the story's impact. Good Luck! Follow the link below.

<http://www.scootle.edu.au/ec/viewing/L6186/L6186/index.html>