

Subject	Activity
English	<p>We were really enjoying Beowulf. Look at the powerpoint to remind you of the story. It tells you what happens at the end as well!</p> <p>If you can get hold of a copy of Michael Morpurgo's Beowulf, then you could read the first part yourself or with an adult.</p> <p>Can you plan and write your own adventure for Beowulf?</p> <p>First of all, you will need to design your own monster. You can base some ideas on Grendel and then add your own changes. Draw/Paint a picture of your monster first, then fill in the grid to describe it. Can you turn your ideas into a paragraph description?</p> <p>Use the planning grid to plan your own chapter about Beowulf defeating your monster. You can borrow ideas from the book we read together at school. Can you add lots of extra vocabulary eg noun phrases, conjunctions, possible sentence openers?</p> <p>Next week we will be writing our chapter!</p> <p>Practice your spellings for this week. Use look, say, cover, write check. Perhaps an adult or older brother/sister could test you on them at the end of the week.</p> <p>Reading - try and spend some time this week reading one of your favourite books at home.</p>
Maths	<p>Coordinates: watch this video https://www.youtube.com/watch?v=xF7YAwG3Q8s</p> <p>Draw your own grid A-H across 1-10 up</p> <p>Add these items</p>

	<p>A6 pencil D9 ruler H3 scissors C8 book B4 pencil sharpener E10 rubber H9 paper clip</p> <p>Now try this challenge activity from Nrich https://nrich.maths.org/5038</p>
Grammar	<p>LO: To up-level sentences using appropriate y4 grammar. To write sentences using the correct punctuation. <i>Success Criteria:</i> I can use: Adverbial phrases Noun phrases Relative clauses A variety of punctuation (. T , "" ! ?) Powerful verbs</p> <p>Play the dice game, roll 1-6 and follow instructions on the sheet. Play this on your own or with somebody at home. Who has created the most interesting sentences? You could even create a poster using your best sentence and colour code each part of the sentence using a key. If you do not have a dice, put the numbers 1 - 6 in a pot and pick them out.</p> <p>There is also a game you can play using PowerPoint, either on your own or with someone at home. You will need a pen and paper.</p> <p>Finally, use your knowledge of the five senses as well as your descriptive language to write a setting description based on the image provided or an image of your choice.</p>
Science	<p>Electricity Visit the following website.</p>

	<p>http://www.switchedonkids.org.uk/electrical-safety-in-your-home</p> <p>What electrical dangers can you find in the house?</p> <p>Design an electrical safety poster</p>
Topic	<p>LO: To explore what Vikings wore in battle.</p> <p>https://www.bbc.co.uk/bitesize/topics/ztyr9j6/articles/zy9j2hv</p> <p>Use the link above to find out about Viking battle dress.</p> <p>Q: What did Vikings wear to fight? Why?</p> <p>Q: What did they have for protection?</p> <p>Q: What were warriors who wore wolves or bear skins called? Why?</p> <p>Q: What would you choose? Why?</p> <p>Vocabulary:</p> <p>Berserkers, Odin, the God of war, wolf/bear skins, helmet, chain mail, trousers, shoes, shield, sword, axe</p> <p>Use the sheet below to make your own Viking warrior. If you don't have a printer perhaps you could draw your own. Don't forget to colour them in.</p>
Computing	<p>Using Purple Mash (control) see if you can instruct the turtle to write your initials or your name.</p> <p>Remember to use the PU (Pen Up) and PD (Pen Down) instructions</p>
Art/DT	<p>We were really enjoying our pop up books.</p> <p>Can you practice the pop up folds we tried?</p> <p>Box fold or mouth fold. Look for you tube videos to remind you how to complete the fold if you have forgotten</p> <p>Design and make a pop-up page which has your monster in.</p>

PE

Remember to try and get some exercise.

Have you tried Joe Wicks Primary PE on Youtube?

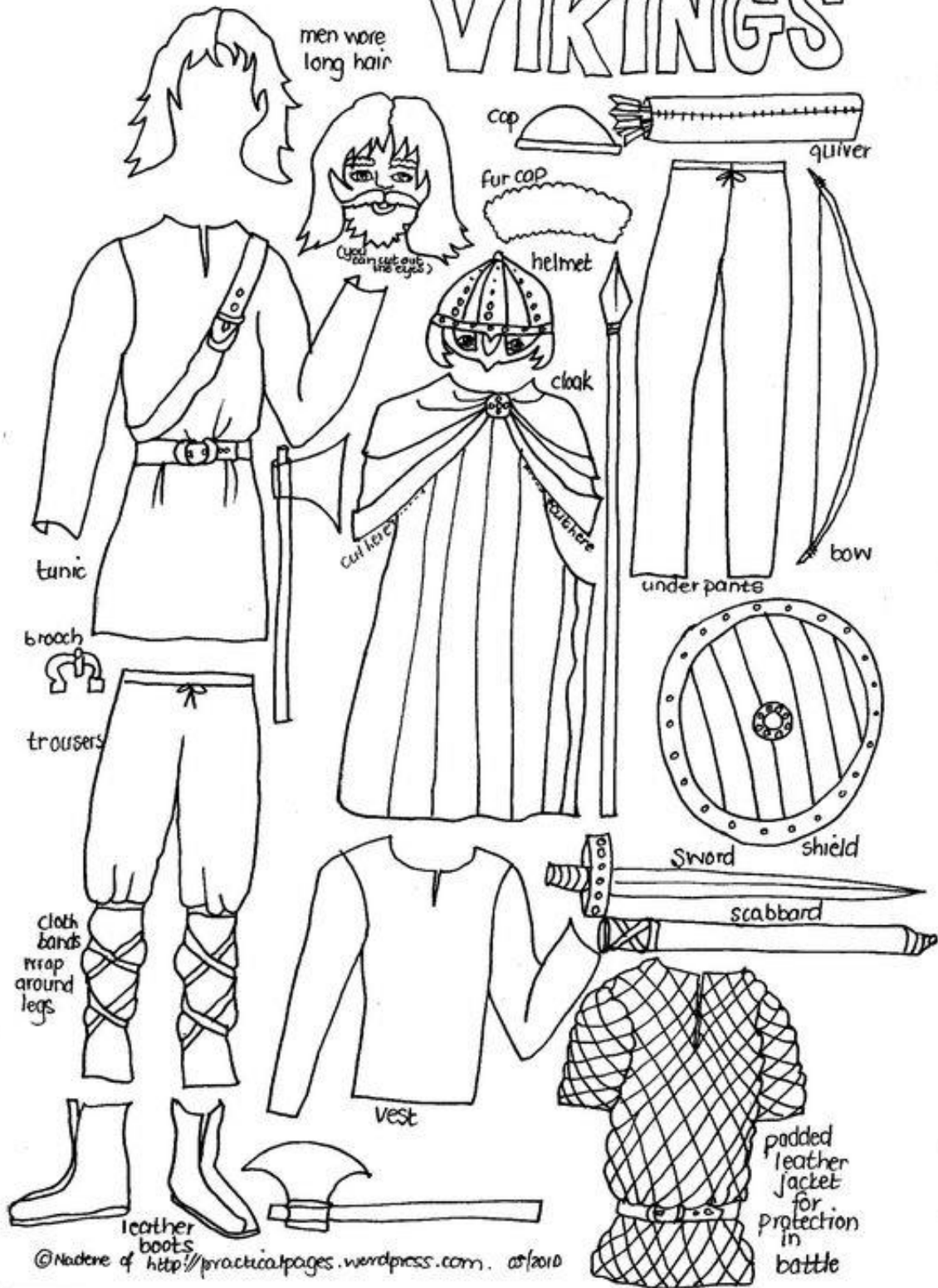
Have you been for a walk/cycle near to your house?

ANCIENT

MEN

VIKINGS

men wore long hair




VIKINGS

on chains -
knives
combs
purses
sewing
&
weaving
tools

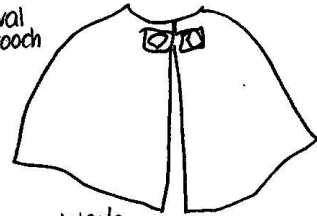
silver chain




pleated linen dress



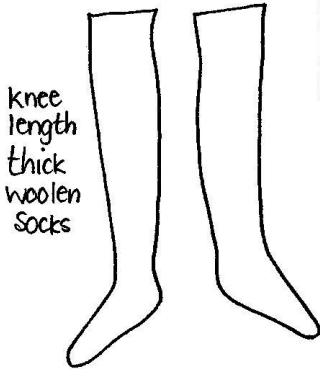
two-piece tunic fastened with brooches
knee length legging underwear



woolen shawl




spinning wool




knee length thick woolen socks




soft seal skin shoes



loom



keg



cauldron

©Nadere of
<http://practicalpages.wordpress.com>
04/2010