

Summer term week 3

English:

Spellings:

Spellings are now being set via spellings shed. Go to <https://www.spellingshed.com/en-gb> and log on using your purple mash username and password. If you are struggling to access your account please reply to the latest email from Mr Panting or Mrs Willcox and we will reply with your login details.

PLEASE NOTE: If your purple mash password is less than 6 characters e.g. red5 it has been extended to meet the spelling shed site's requirements, it would be red555 for spelling shed, likewise blue3 would be blue33 or red43 would be red433. If your purple mash password is already 6 characters or longer it will remain the same for spelling shed.

Strategies to learn your spellings:

Games:

Spelling shed has lots of games that will help you learn your spellings. Make sure you try them out!

Rainbow writing:

Write over the word repeatedly in the colours of the rainbow so the children learn the pattern.

Writing:

Write a sentence including the spelling words.
Use a thesaurus to find alternatives.

Writing:

Honestly, Red Riding Hood Was Rotten! The story of Little Red Riding Hood as told by the Wolf by Trisha Speed Shaskan



If you don't have copy of this story you can watch and listen to it here:

https://www.youtube.com/watch?v=p-WhsVcc_el.

Story response

Character description

Can you write a description of Little Red Riding Hood from this story? Think about how she looks and even how she describes herself in the story. Most importantly though, think about her personality. Do you think she really is horrid? What is it that makes the Wolf think that she is horrid? Ask a grown up to check if you have used these sentence writing top tips:

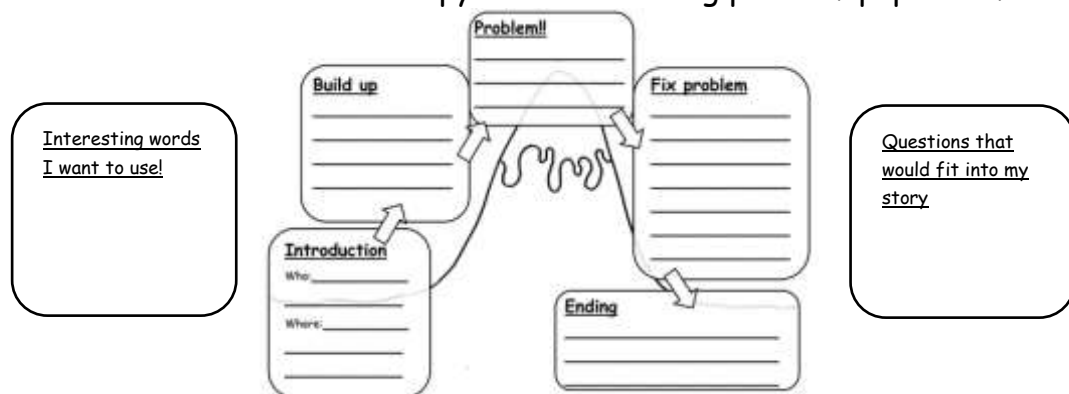
- Capital letters, full stops, question marks and exclamation marks (where necessary).
- Sentences that make sense and flow into each other
- Spelling words that you are familiar with correctly
- Noun phrases using adventurous adjectives

Other traditional tales

Can you write a list of all the other traditional tales that you know? You can research traditional tales but only write down the ones that you are familiar with. Choose two or three and write down some information about each: good/bad characters, setting, problem, how it is solved.

Planning

Use this planning structure to help you plan an innovated version of a traditional tale. You'll need to copy it out onto a big piece of paper to fill it in!



Top tip! Try to use key words or short phrases when writing your plan and save your sentence writing for the next challenge!

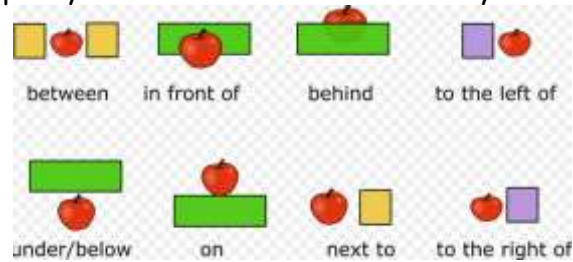
Creative writing

Can you write your own innovated version of a traditional tale? Choose one of the ones from above and think about how you could change some of the details like in the twisted tales you've learnt about this week and last. Use the plan you made to make sure it has a clear structure. Remember to write in clear sentences that are well punctuated and follow the sentence writing top tips above. If you are feeling especially adventurous you could turn it into a book and email your teacher photographs of each page that you have written or illustrated. You could also send us a photograph if it is written on one piece of paper.

Grammar: Prepositions

Try to complete the challenges! You will need: a bear, a chair and a hat.

1. Put the bear on the chair and the hat under the chair.
2. Put the bear in the hat and under the chair.
3. Make the bear dance around the hat under the chair.
4. Hold the hat over your head lie under the chair.
5. Put the bear on top of you. Put the chair underneath you.

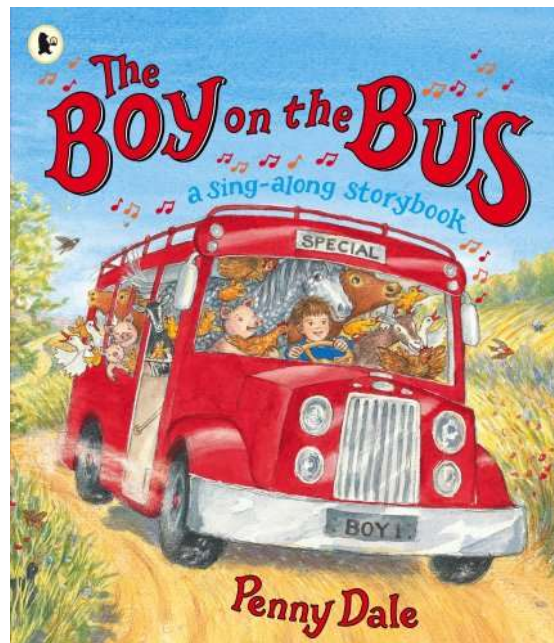


Write a list of instructions for your own bear, chair and hat.

- use time connectives e.g. first, next, then
- number your instructions
- use different prepositions
- include at least 6 instructions, if you can do more that would be GREAT!

Reading:

<https://www.booktrust.org.uk/books-and-reading/have-some-fun/storybooks-and-games/the-boy-on-the-bus/> Read along the story *The Boy on the Bus* by Penny Dale from the above link (if you mute it, you can read it without sound and then listen to it afterwards).



Try to put these animals in the correct order that they got onto the bus:

Sheep	Cows	A horse	Pigs	Ducks	Goats	Chickens
-------	------	---------	------	-------	-------	----------

Can you answer these questions about the story?

1. What is the repeating part of the book?
2. Which of these words means the same as the sign on the front of the bus?
 - a. new
 - b. mine
 - c. precious
 - d. toys
3. How many animals get on the bus?
4. Choose the correct word: The boy on the bus says climb up hear/here. Why is that correct?
5. Where do you think the bus is going?
6. Would you want to go on the bus as well? Why? Why not?
7. Was the boy sensible? Why? Why not?

Answers below:

1. Who wants to ride on the bus?
2. Precious.
3. 52 (53 if you count the boy).
4. The correct word is here, the other hear means to listen to something.
5. Any reasonable answer related to the animals and pictures in the story, for example: a farm.
6. Any suitable answer as long as a sensible reason is given.
7. Again, any suitable answer as long as a sensible reason is given.

<https://worldstories.org.uk/lang/english> does seem to have a lot of different stories that can be read if you are struggling to find reading materials. It is always a good idea to read anything online first before letting your child read just in case the content is not age appropriate.

Read magazines, books, comics, stories online too to keep your child reading and ask them questions on these stories or just let them enjoy reading! 😊