

## Summer term week 10

English:

### Spellings:

Spellings are now being set via spellings shed. Go to <https://www.spellingshed.com/en-gb> and log on using your purple mash username and password. If you are struggling to access your account please reply to the latest email from Mr Panting or Mrs Willcox and we will reply with your login details.

**PLEASE NOTE:** If your purple mash password is less than 6 characters e.g. red5 it has been extended to meet the spelling shed site's requirements, it would be red555 for spelling shed, likewise blue3 would be blue33 or red43 would be red433. If your purple mash password is already 6 characters or longer it will remain the same for spelling shed.

### Strategies to learn your spellings:

#### Games:

Spelling shed has lots of games that will help you learn your spellings. Make sure you try them out!

#### Rainbow writing:

Write over the word repeatedly in the colours of the rainbow so the children learn the pattern.

#### Writing:


Write a sentence including the spelling words.  
Use a thesaurus to find alternatives.

#### Writing:

**The day the crayons quit** - This is the final week on this book 😊

Online story:

<https://www.youtube.com/watch?v=489micE6eHU>



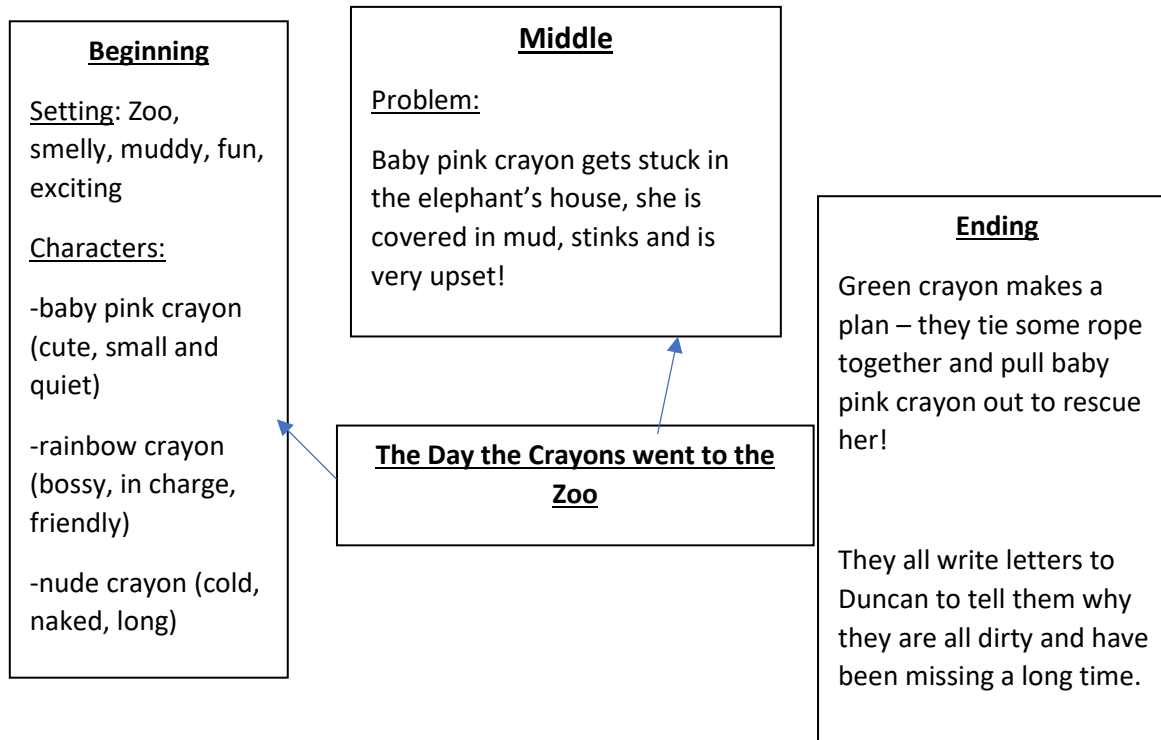
### Activity 1: PLAN

Now you know the crayons pretty well, you are going to plan your own crayon adventure using your new crayon that you designed last week.

You can go on any kind of adventure but you need to follow Oliver Jeffers rules of writing a crayon book:

- A new title
- Have to include your new crayon character (can use more if you want!)
- Need a setting (place that the crayons go to)
- Have to introduce your crayon at the beginning
- Needs to be a problem in the story
- Needs to fix the problem at the end

You need to brain storm some ideas about what might happen before you write your story! Here is my plan... *remember a plan is short notes and the basic idea of what is going to happen*



## Activity 2 - Write your story

Now you are an author! I am so excited to read your stories.. please send them to us 😊

Remember to add extra details to your plan.. here are your author TOP TIPS:

- Use capital letters and full stops
- Use connectives (and, because, but, so, when, if) to join sentences
- Use adjectives (describing words) to make it exciting
- Neat handwriting (unless you need to write like your crayon in your letters!)


- [Edit and check your work makes sense!](#)

Here is the start of mine... I hope you enjoy it but I'm sure yours will be better!

### The Day the Crayons went to the Zoo

One morning, Duncan woke up and noticed his crayons had disappeared! He carried on as normal and went to school. Meanwhile Pink Crayon, Green Crayon and Rainbow Crayon were having a wild time on a fast, blue bus that was arriving at the exciting Zoo. The Crayons arrived at the Zoo and were able to slide under the barriers without anyone noticing. They first visited the loud monkeys who were howling for their breakfast, then Green Crayon spotted the Elephant enclosure. "WOW!" shouted Green Crayon, "follow me Crayons". The Crayons all followed him and they saw the most amazing grey elephants. All of a sudden, they heard someone shouting, "HELP, HELP!" Baby Pink Crayon was shouting, but her voice was so quiet. She was stuck in the elephant mud and couldn't get out. The Crayons had to come up with a plan, they thought and thought.....

*Now it is your turn.... Put your author brains on and have a go at writing the story on your own! Maybe your mum or dad could write their own story too!*



#### **Grammar:** Sentence types

There are lots of sentences we always use, but they are actually different types of sentences. This week we are going to look at exclamation sentences and command sentences.

#### [Exclamation sentences](#)

These are sentences that are similar to statement sentences. They are sentences that express emotion or excitement. Sometimes it might be a sentence that needs shouting or to add emphasis. They use capital letters at the beginning but end with an exclamation mark !

These are exclamation sentences:

What a beautiful day!

Wow, that is a huge whale!

I'm really mad at her!

Can you write 4 exclamation sentences that each child might say in this picture... it could be: What a lovely day!



### Command sentences

These are sentences that are bossy! They are giving you an instruction and tell you what to do. These are usually short snappy sentences. You find commands in most instructions as they tell you what to do.

These are command sentences:

Go and have a bath.

Fold the paper.

Tidy your table.

Can you write the command sentences of how to get the Bee-Bot from the school to the forest. Use short bossy sentences.



Answer:

Go forward three squares.

Turn left.

Go forward 2 squares.

Turn right.

Go forward 1 square.

### Quiz time! Command or exclamation?

1. Go and brush your teeth.
2. What a beautiful dress you have on!
3. Tidy that mess up right now.
4. Fold and cut the paper neatly.
5. What a mess you have made!

Answers:

1. Command
2. Exclamation
3. Command
4. Command
5. exclamation

### **Reading:**

Listen to this non-fiction story about weather, we have had lots of different weather recently!  
You could read this story instead, if you turn the sound off!

<https://www.youtube.com/watch?v=bbEbF6zsbUo>



1. What is weather?
2. Can you list 5 different types of weathers?
3. What are clouds?
4. What is lightning?
5. How is rainbow formed?
6. What is your favourite type of weather?

#### Answers

1. It is what you can see happening outside, it is what it is like at one place or time.
2. Any 5 types of weathers (thunder, lightning, rain, sunny, cloudy, icy, snow)
3. Tiny droplets of water that float in the air
4. It is a super-hot stream of electricity from the sky
5. Made from sunlight and water droplets.

You could draw some different settings with weather if you want to or draw your favourite type of weather.

<https://worldstories.org.uk/lang/english> does seem to have a lot of different stories that can be read if you are struggling to find reading materials. It is always a good idea to read anything online first before letting your child read just in case the content is not age appropriate.

Read magazines, books, comics, stories online too to keep your child reading and ask them questions on these stories or just let them enjoy reading! 😊