


## Lesson 2

### WALT understand fact families using the bar model

Remember

Addition always adds both parts

Subtraction always begins with the whole

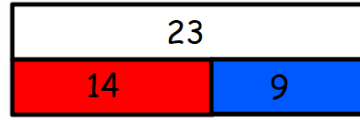


$$\underline{\quad} + \underline{\quad} = \underline{\quad}$$

$$\underline{\quad} + \underline{\quad} = \underline{\quad}$$

$$\underline{\quad} - \underline{\quad} = \underline{\quad}$$

$$\underline{\quad} - \underline{\quad} = \underline{\quad}$$

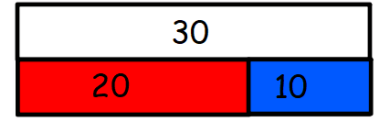


$$\underline{\quad} + \underline{\quad} = \underline{\quad}$$

$$\underline{\quad} + \underline{\quad} = \underline{\quad}$$

$$\underline{\quad} - \underline{\quad} = \underline{\quad}$$

$$\underline{\quad} - \underline{\quad} = \underline{\quad}$$



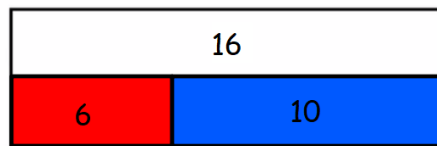
$$\underline{\quad} + \underline{\quad} = \underline{\quad}$$

$$\underline{\quad} + \underline{\quad} = \underline{\quad}$$

$$\underline{\quad} - \underline{\quad} = \underline{\quad}$$


$$\underline{\quad} - \underline{\quad} = \underline{\quad}$$

Is it true or false? Tick the number facts that are true and cross the number facts that are false.




$6 + 10 = 16$	$16 + 6 = 10$	$16 + 10 = 6$	$10 + 6 = 16$
---------------	---------------	---------------	---------------

$10 - 16 = 6$	$10 - 6 = 16$	$16 - 6 = 10$	$16 - 10 = 6$
---------------	---------------	---------------	---------------



$10 + 25 = 15$	$25 + 10 = 15$	$15 + 10 = 25$	$15 + 10 = 25$
----------------	----------------	----------------	----------------

$25 - 15 = 10$	$15 - 10 = 25$	$25 - 10 = 15$	$10 - 15 = 25$
----------------	----------------	----------------	----------------



$21 + 10 = 31$	$21 + 31 = 10$	$10 + 21 = 31$	$10 + 31 = 21$
----------------	----------------	----------------	----------------

$31 - 21 = 10$	$10 - 31 = 21$	$31 - 10 = 21$	$10 - 21 = 31$
----------------	----------------	----------------	----------------