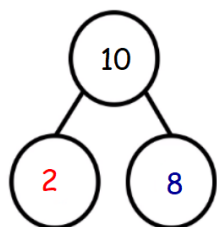
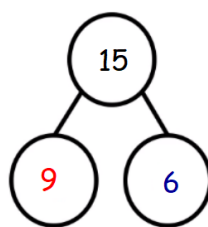
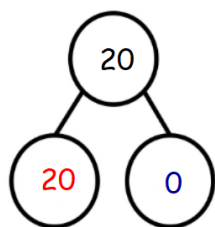


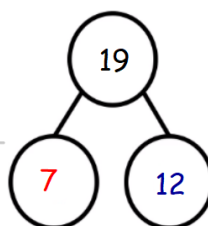
Lesson 1

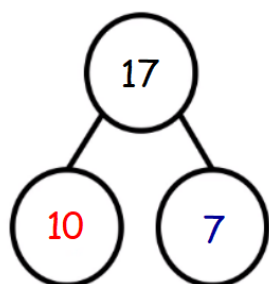
WALT understand fact families









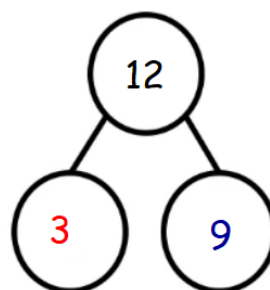


___ + ___ = ___

___ + ___ = ___

___ - ___ = ___

___ - ___ = ___

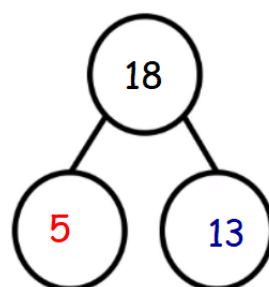


___ + ___ = ___

___ + ___ = ___

___ - ___ = ___

___ - ___ = ___

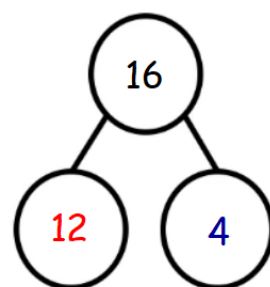


___ + ___ = ___

___ + ___ = ___

___ - ___ = ___

___ - ___ = ___



___ + ___ = ___

___ + ___ = ___

___ - ___ = ___

___ - ___ = ___

E4E: Can you draw your own part whole models and write the fact family?