

## Year 1 English Week 4

The following will give you some lesson ideas. All activities will be in **green**.

### Phonics and Reading:

- **\*\*Please read every day\*\*** This could include reading recipes, shopping lists, chores lists, comics, online stories (twinkl ebooks), books, books you have read before. You could always try reading them in a funny voice!
- Play the **Phase 5 games on Busy Things** to keep practicing all your sounds.
- **Alphablocks** is a great way to keep reinforcing the different sounds we use. The episodes can be found on the BBC iplayer and YouTube.
- **Phonics play comics**. You can find them here:  
<https://www.phonicsplaycomics.co.uk/> You will just need to select which sound you would like to focus on!
- Practise **reading your tricky words** (in the back of your reading diary). You could look in books at home and see how many tricky words you can find in them!
- Hide tricky words around your house. Can you find them all? Can you read them all to a grown up?


### Spelling:

Can you spell these words? Just like the spellings you get each week, practise the words every day.

We have chosen these Phase 5 Block 2 words for spellings this week. You can also find them on the Spelling Shed <https://play.edshed.com/login>

	Day 1	Day 2	Day 3	Day 4	Day 5	Day 6	Day 7
I'm							
I'll							
it's							
can't							
don't							
there							
their							
people							
child							
because							

**English:**



We have been looking at Michael Rosen's We're Going on a Bear Hunt! This week we will focus on reviewing the story (this will hit some of the children's reading targets too).

Some good links to the story or video are below:

<https://www.youtube.com/watch?v=OgyI6ykDwds>

<https://www.youtube.com/watch?v=Waoa3iG3bZ4>

**WALT retell the story We're going on a bear hunt**


What happened in the story We're going on a bear hunt? What happened in the beginning? What happened in the middle? What happened in the end?

Talk to your grown up about the story to make sure you know what's happening.

Can you draw a story map for We're going on a bear hunt? Think about what happens and draw a picture for each step in the story. You could include key words too, like grass, home, cave, etc.

You don't need to write lots and lots, it's more about being creative and using pictures to tell the story. Then challenge your grown up to tell you the story using your story map.

Here's an example of Princess and the Pea we did this year → (you can see examples of work on the website too)



**WALT say what we like and dislike about a book**

When reading, we will discuss what it is we like or enjoy about a book and also what we dislike or didn't enjoy. Sharing our thoughts and listening to others is an important part of reading especially in our guided reading sessions.

Working with a partner (this could be a grown up or brother or sister), can you talk about what you liked and enjoyed about We're going on a bear hunt? Can you talk about what you disliked or didn't enjoy?

Then can you write down what you liked and what you disliked. You can do this however you like. If you are not sure how to record it you could make a table like this:

Likes	Dislikes

### WALT explore book reviews


Have a look at what a book review looks like. This website has lots of books reviews that children have written about the stories they have read. You can search by author or book title. If you want to find *We're going on a bear hunt* it's easier to search for Michael Rosen first.  
<https://www.spaghettabookclub.org/>

### WALT write a book review for *We're going on a bear hunt*

Now write your own book review for *We're going on a bear hunt*. Below are 2 different book review frameworks. You could use one of these or you could make your own.

Remember you should be including:

- Capital letters
- Finger spaces
- Full stops
- Your own opinion.



### WALT write my own book review

Pick a book that you have read or a book that you have at home (you could use your school reading book if you want). Now complete the following tasks for the book you have chosen:

- Create a story map for your book (just like the first lesson)
- Talk about and write down what you liked or disliked (just like the second lesson)
- Complete a book review for your book.

A book review by: \_\_\_\_\_

Author: \_\_\_\_\_

Title: \_\_\_\_\_

What was the story about?

Who were the characters?

What did you like about the book?

Draw your favourite picture from the book.

Your rating: \_\_\_ / 10

# My Book Review

Title: \_\_\_\_\_

Author: \_\_\_\_\_

Did you like the book?

Rate the book by colouring in the stars.



What was your favourite part?

---

---

---

---

Draw your favourite scene from the book.

