

## Reception activities for working at home week beginning 1.6.20

Hi Butterflies, we hope you are well and having fun at home. We are really missing you but will send you busy jobs to do at home. We look forward to hearing about them-maybe you can email us. Remember you don't need to print them out you can do the activities on your whiteboards.

This week's topic is all about Growing and Jaspers Beanstalk!



Phonics videos will be uploaded daily to the school website and you can find them by following

home>children's zone>class pages>work for home>reception

Have you emailed us with your-child's full name, your email address and colour they are reading so we can give you access to Collins reading books?

Look on the website on Friday for another bedtime story!

\*Remember to be positive and patient. If your child is anxious or worried they will find it very difficult to focus, concentrate and tackle new challenges. **Your presence and reassurance during this uncertain and stressful time is just as vital as home learning. Please do not feel pressured to complete all of these, maybe select a few to do.**

We will be in touch again soon with some more activity ideas. Don't forget to keep checking the website too. **We would love you to email us [Hollyblues-support@brookside.leics.sch.uk](mailto:Hollyblues-support@brookside.leics.sch.uk) or [Redadmirals-support@brookside.leics.sch.uk](mailto:Redadmirals-support@brookside.leics.sch.uk) to say hello! Thank you to those of you who have. It has really made us smile.**

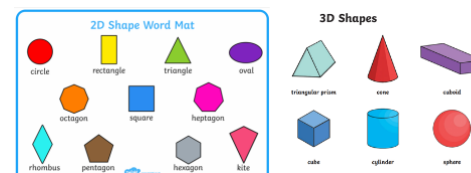
Stay safe and well. "Goodbye and toodle oo" Reception Team

## Maths

We are learning about\* 2D shapes (flat shapes) 3D shapes (fat shapes)

The government has set up [https://www.thenational.academy/\\_online-classroom>subject>Reception>maths](https://www.thenational.academy/_online-classroom>subject>Reception>maths) on here are maths lessons for each day, You will need to start with the 1st lesson whichever day you start. Please use these as your main maths activities and then we have added some extra fun bits below if you want them.

\*Use the pictures below- can you remember the names of all of the shapes?



\*Can you build a model with 3D shapes- use wooden bricks, junk boxes, tubes etc. Talk about the shapes you have used.

\*Can you complete the sorting shapes activities attached? There is 1 for 2D and 1 for 3D

\*Can you find the correct shapes and colour them in the correct colour on the shape colouring activity?

\*Can you make some shape biscuits or playdough shapes biscuits? If you don't have any cutters you can carefully use a knife to cut your own shapes. You could make a playdough shape picture.



## Writing

Remember to use your phonic knowledge. Some words won't be spelt correctly but as long as you can read them phonetically that is ok. Don't forget to use your tricky words

\*Watch the story of Jaspers Beanstalk [https://www.youtube.com/watch?v=Da6lxY\\_8jmU](https://www.youtube.com/watch?v=Da6lxY_8jmU)

\* Can you write about what you may find at the top of the beanstalk- Use your imagination...

The government has set up the <https://www.thenational.academy/> on here are English activities for each day. This week they are based around Jaspers Beanstalk classroom>subject>Reception>English

## Communication and Language

Remember to encourage discussion and conversation. Talking about what you are doing and learning helps to consolidate it into the long term memory. This is the expressive part of language development.

\*Can you answer the questions about the story? Remember to answer with a full sentence.

What happened in the story?

Can you remember the days in the week?

What did Jasper plant in the ground?

What did you think the seed would grow into?

How do plants grow? What do they need?

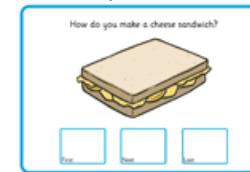
What tools do you need to plant a seed?

What is at the top of the beanstalk?



Understanding of language is crucial in children's learning. Can they listen carefully and answer how questions?

\*Use the picture cards attached to answer How questions



e.g.

How does the bean grow? "First the root grows down, next the shoot grows up, last the leaves grow."

## Understanding of the World

\*Can you plant your own bean? You can plant them in several different ways-try growing one in a plastic bag or jam jar (you can really see the roots)



Plant one in soil (toilet roll, yogurt pots)



\*Talk about what the bean needs to grow, what will happen first, next? Where is the best place to put it? What do we need to do once it is as tall as a water bottle?

\*Can you keep a diary of what happens to your bean? Can you write a sentence on your whiteboard to tell us what is happening? Take a photo of your writing and bean at regular intervals. We would love to see.




\*What other things can you grow- cress, carrots, lettuce sunflowers.....

## Personal, social and emotional development

- Talk about growing plants
- What do you need to plant a seed?
- What does the plant need to grow?
- Look at different types of seeds and compare them
- Look at things we eat that grow, things we like to eat and where they are grown.
- Talk about a variety of plants, veg and fruit we eat and look at the plants they grown on.

## Gross and fine motor (Physical activities)

\* Have a go at <https://www.youtube.com/watch?v=LCKEdDer82k> Preschool Learn to Dance: Can you plant a Bean?



Can you act out this bean song?

### 1. Go play outside

- play hide and go seek
- roll down a hill
- jump in puddles
- build a fort
- get muddy
- run through a sprinkler
- make an obstacle course



### 2. Have fun developing skills

- play beanbag or sock ball catch with a parent or sibling
- practice yoga postures and balance poses
- dribble a basketball or shoot hoops outside
- play sock ball soccer indoors
- throw sockballs into a hamper
- play hopscotch
- jump rope



### 3. Use your feet to get around

- walk
- run
- bike
- scooter
- skateboard
- rollerblade



### 4. Do a family activity


- dance party
- after dinner walk
- geocaching
- bike ride

### 5. Help around the house

- make your bed
- take out the garbage
- pick up toys
- fold laundry
- rake leaves
- garden



How many can you tick off on this list?

\*Can you complete the handwriting sheet (over the rainbow letters ) attached or practice the same letters on your whiteboard/with a paintbrush and water outside on the slabs? So far we have done o,a,c,d,g,q Can you practice them all?





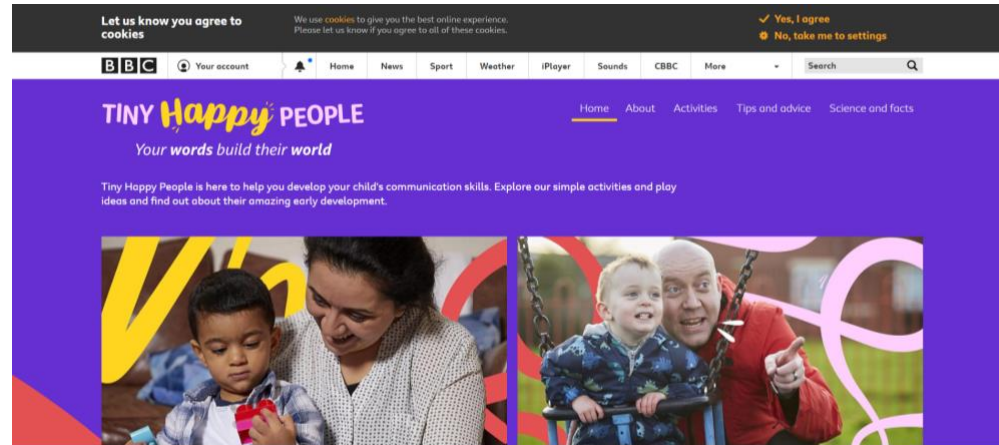
Expressive arts  
and design



Usef




BBC Tiny happy people <https://www.bbc.co.uk/tiny-happy-people>



Full of lots of activity ideas for learning at home- just select the age of your child/children. They also have an interactive schedule that is varied daily with activities to complete.

National Literacy Trust family zone <https://literacytrust.org.uk/family-zone/>



Lots of lovely reading and writing activities and links to other websites and apps.

