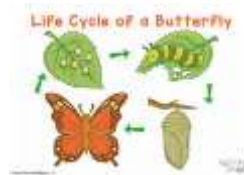


Reception activities for working at home week beginning 27.4.20

Hi Butterflies, we hope you are well and having fun at home. We are really missing you but will send you new busy jobs to do at home. We look forward to hearing about them when we see you next or maybe you can email us. Here are some more activity ideas.

This weeks topic is all about the lifecycle of a butterfly!



Phonics videos will be uploaded daily to the school website and you can find them by following

[home>children's zone>class pages>work for home>reception](#)

*Remember to be positive and patient. If your child is anxious or worried they will find it very difficult to focus, concentrate and tackle new challenges. *Your presence and reassurance during this uncertain and stressful time is just as vital as home learning.* Please do not feel pressured to complete all of these, maybe select a few to do.

We will be in touch again soon with some more activity ideas. Don't forget to keep checking the website too. *We would love you to email us Hollyblues-support@brookside.leics.sch.uk or Redadmirals-support@brookside.leics.sch.uk to say hello!*

Stay safe and well. "Goodbye and toodle oo" Reception Team

Maths

We are learning about pattern "recognise, create and describe pattern" See the maths activities attached and activities below.

*Butterfly wings are symmetrical this means the pattern is the same on each wing-can you finger paint the butterfly attached or paint your own by folding over the paper?

<https://www.youtube.com/watch?v=pF2nwgRWBkw>

Make some butterflies with natural materials or toys around your house



The government has set up the <https://www.thenational.academy/>

on here are maths activities for each day-
online classroom>subject>Reception>maths

You will need to start with the 1st lesson whichever day you start. They are similar tasks to the ones we would be working on in the classroom.

Writing

Remember to use your phonic knowledge. Some words won't be spelt correctly but as long as you can read them phonetically that is ok. Don't forget to use your tricky words

*Have a go at writing some sentences about the life cycle of a butterfly- see attached activity

*Can you cut and stick the life cycle? -see attached activity

The government has set up the <https://www.thenational.academy/>

on here are English activities for each day-online classroom>subject>Reception>English

Understanding of the World

*Look at the PowerPoint of the life cycle of a butterfly or watch <https://www.youtube.com/watch?v=O1S8WzwLPIM>. Talk about what happens with your grown up.

Go for a walk around your garden or local area. Look for caterpillars and butterflies. Try turning over some leaves can you see any caterpillars? Can you see any holes in leaves where they may have been?

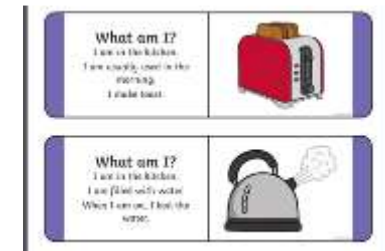
Remember to talk about what you can see. What is different to when we went on our Spring walk at school? What is happening to the trees, plants and flowers? Look up, down and all around.

Take a clipboard/ notebook with you and draw and label what you can see.

Communication and Language

Remember to encourage discussion and conversation. Talking about what you are doing and learning helps to consolidate it into the long term memory.

*Play What am I? guessing game attached (you don't need to print it out if you don't want to) If your child is unable to guess from the clues give them a choice of 2- 1 the correct answer and the other not.



*Use the cards attached to answer why questions..



Personal, social and emotional development

- *What do butterflies eat? Why? Use the story 'The very hungry Caterpillar' and talk about healthy/unhealthy choices.
- *Talk about looking after animals, what do you need to do to look after them.
- * Talk about the natural world around us, what do we need to do to look after it.

Gross and fine motor (Physical activities)

*Have a go at "Little Butterfly" Pre school Dance

<https://www.youtube.com/watch?v=5YPMKtYTku8> or

"Butterfly wings" https://www.youtube.com/watch?v=Lkza_tRINRE

*Make caterpillars by threading- pasta (you can colour pasta tubes with felt pen) , cheerios, buttons, beads. Can you make a repeating pattern?






paint

Expressive arts and design



create



design



cut



make