


# The 2019 Statutory Year 1 Phonics Screening Check

Information session for parents



This session:

Why is there a year 1 phonics screening check?

What happens in the check?

How will it be administered?

What does my child need to know to pass?

How can I help at home?

Why is there a Phonics Screening Check in Year 1?

- Started in 2012
- Takes place every June
- Aims to ensure that all children are taught to read before leaving primary school

## What happens in the Phonics Screening Check?


Your child will have to:

- Read 40 words
  - 20 of the words are real
  - 20 are not real
- The words get progressively more difficult
- The words will check phonic reading skills from phases 2-5



Jolly phonics pure sounds

vol



shog



quiz

think

tabe



thrand



stripe

fighters

*Some of the words featured in a previous year's check.*

How will it be administered?

- One child at a time
- In the quiet room
- All in one go
- Practise with support
- Reading 40 words on their own

 Phonics check training video

What does my child need to know to pass?

Phase 2 - single letter sounds

Phase 3 - digraphs and trigraphs

Phase 4 - more complex combinations of sounds

Phase 5 - alternate sounds

Blending, not guessing!







[www.letters-and-sounds.com](http://www.letters-and-sounds.com)

How can I help at home?

- Practising the sounds
- Practising blending with real words
- Practising blending with nonsense words

Useful websites

-  [Letters-and-sounds.com](https://www.letters-and-sounds.com)
-  Mr Thorne Network
-  Oxford Phonics Check support

Oxford Reading Tree Phonics Kit 

*I haven't actually used this but it looks alright and is highly rated on amazon.*

Any questions?





