


Reception activities for working at home week beginning 12.10.20

Hi Butterflies, we hope you are well. Unfortunately, the Holly Blues and Red Admirals can't come into school this week, but don't worry, we have got some busy jobs for you to do at home. We look forward to hearing about them when we see you next or maybe you can email us. Remember you don't need to print them out you can do the activities on your whiteboards.

This week's topic is all about the story 'The Little Red Hen.'



We have recorded a version of this story for you, you can find it by following the link below:

<https://www.youtube.com/watch?v=bH26FmJ5Tm8&feature=youtu.be>

*Remember to be positive and patient. If your child is anxious or worried they will find it very difficult to focus, concentrate and tackle new challenges. *Your presence and reassurance during this uncertain and stressful time is just as vital as home learning. Please do not feel pressured to complete all of these, maybe select a few to do.*

You will find lots of activity ideas listed below. We will also send you an email each day this week with links to short video lessons for phonics and maths.



Understanding of the World

*Make some playdough and create your own loaf of bread in different shapes, try making cobs and buns too.

<https://www.bbcgoodfood.com/howto/guide/playdough-recipe>

*Have a go at baking bread from scratch, there are lots of different types of bread you can make, we would love to see your creations.

<https://www.bbcgoodfood.com/recipes/collection/kids-bread-recipes>

*The children have enjoyed watching 'Come outside' there is an episode all about bread which can be found at

<https://www.youtube.com/watch?v=GLW9lgAZurI>

*Watch the video about farming wheat

<https://www.funkidslive.com/learn/the-grain-chain/growing-wheat/#> pause the video and talk to your child throughout especially if there are any bits your child does not understand or if there's something your child wants to tell you.

*Have a look through your kitchen, is there anything that is a product of wheat? You could take some pictures and send them into us!

Communication and Language

Wherever possible encourage discussion and conversation. Talking about what you are doing and learning helps to consolidate it into the long-term memory. This is the expressive part of language development.

*Read the story and talk about which animals were in the story, talk about where we would find these animals, where do they live? What are their homes called? What are their babies called?

*Go through the animals from the story and ask what sound they make, make the different sounds and ask your child to guess which animal makes that sound.

*Act out the story, you may want to go into the garden (pretend you are on the farm) use the language from the story, such as 'who will help me' and 'not I'.

*Make your own version of the story, change the animals into your child's choice, ask them why they chose that animal, have a go at drawing them.

*Make your own story bag (things that will help you retell the story). Try to find things around your home, such as toy animals, old seeds you may have, or even a little red hen you have made using junk modelling.

Personal, Social and Emotional Development


This story is an ideal for discussing sharing and other PSED issues. You can begin by asking questions such as: Why wouldn't the Little Red Hen share her bread with the dog? Was she right to keep it for herself?

This is the perfect time to talk about being a good friend, what makes a good friend? What do your friends do that make you happy. This is also a good time to talk about what actions a friend or we may do that is not being a good kind friend.

Make masks of the different animals in the story, have a go at being that animal, making the sound, movements etc. act out saying no to the hen, how does it make them feel? What could they do instead?

There are a variety of different versions of The Little Red Hen story, so try reading through two or three with and create a comparison list. Do the same characters appear in each story? Does the Little Red Hen always bake bread?

Fine Motor (physical activities)



Pegging up clothing is great to build those finger muscles!

Try threading pasta onto straws or string!

Stretching elastic bands around a tin!

You can use an egg carton or even a cupcake tin, to sort different things such as sweets or pompoms. Small objects are better so the children strengthening those finger muscles!

Expressive Arts and Design



Useful Websites

<https://www.education.com/game/little-red-hen-story-ordering/>

<https://www.topmarks.co.uk/Search.aspx?q=little%20red%20hen>

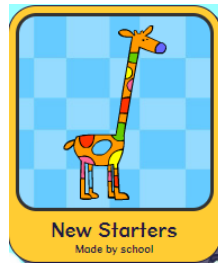
<https://fun-a-day.com/little-red-hen-activities/>

<http://www.communication4all.co.uk/http/Traditionaltales.htm>

<https://www.busythings.co.uk/>

User name: newstarters

Password: butterflies2021



We would love you to email us at Intake-21@brookside.leics.sch.uk to say hello and let us know how you are!

Stay safe and well. "Goodbye and toodle-oo" The Reception Team