


Maths Activity Booklet



Number and Place Value

1. Continue these number sequences:

9, 18, 27, 36, 45, _____, _____, _____, _____, _____, _____, _____,

775, 750, 725, 700, _____, _____, _____, _____, _____, _____, _____,

5, 4, 3, 2, _____, _____, _____, _____, _____, _____, _____,

2. Find 100 less than these numbers:

3912 _____

9201 _____

1083 _____

3. Find 1000 less than these numbers:

59 003 _____

17 351 _____

20 882 _____

4. What is the value of the underlined digit in each number?

1846 _____

2004 _____

1589 _____

5. Put these numbers in order from smallest to largest.

10 111

11 011

10 011

11 110

11 101

Smallest

Largest

6. Compare these numbers using $<$, $>$ or $=$.

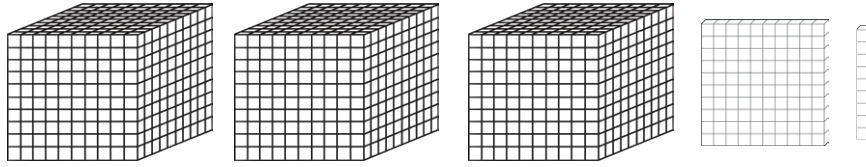
454 544

660 606

2 tens 4 ones 24 ones

Representing Number

1. What number is shown below? _____



2. Complete the table, showing the numbers in numerals and words.

2109	
	One thousand, two hundred and ninety-three.
29 431	
	Seventy-five thousand and ninety-eight.

3. Use the information in the table to work out the value of these Roman numerals.

LXXII = _____

XIV = _____

CCLIX = _____

Roman	Numeral
I	1
V	5
X	10
L	50
C	100



4. a) What is the largest number that can be made from these digit cards? _____

b) What is the smallest number that can be made from these digit cards? _____

Multiplication and Division

1. Fill in the missing numbers in the multiplication square.

x	1	2	3	4	5	6	7	8	9	10	11	12
1	1	2		4		6		8	9		11	12
2	2		6	8		12	14		18	20		24
3	3			12	15		21	24		30	33	
4		8	12		20	24		32	36		44	48
5	5	10		20	25		35	40		50	55	
6	6		18	24	30	36			54	60		72
7		14	21			42	49	56		70	77	
8	8	16		32	40		56	64	72		88	96
9		18	27		45	54	63		81	90	99	108
10	10		30	40		60	70	80	90	100		120
11		22	33		55	66		88			121	
12	12	24		48	60		84		108	120		144

2. Explain the pattern of the 9 times table.

3. Complete these calculations:

$$250 \times 4 = \underline{\hspace{2cm}}$$

$$555 \times 100 = \underline{\hspace{2cm}}$$

$$2540 \times 0 = \underline{\hspace{2cm}}$$

4. Use your knowledge of multiplication and division methods to solve these problems.

a) A box of glue sticks contains 128 glue sticks. There are 4 classes in the school. How many glue sticks does each class get?

b) To make a model, each child needs 8 lolly sticks. If lolly sticks come in packs of 30, how many packs would be needed for 28 children to make a model?

5. Use formal methods to complete these calculations.

a) $45 \times 6 =$

b) $333 \div 9 =$

6. If we know that $12 \times 13 = 156$, what other calculations do we know? Write them below.

7. Fill in the missing numbers.

$$\square \times 12 = 121$$

$$125 \div \square = 5$$

$$8 \times \square = 120$$

$$\square \div 7 = 50$$


Fractions

1. Continue the number sequences.

$$\frac{2}{10}, \frac{3}{10}, \frac{4}{10}, \frac{5}{10}, \square, \square, \square, \square, \square$$

$$\frac{56}{100}, \frac{54}{100}, \frac{52}{100}, \frac{50}{100}, \square, \square, \square, \square$$

2. Find $\frac{6}{8}$ of these bananas.

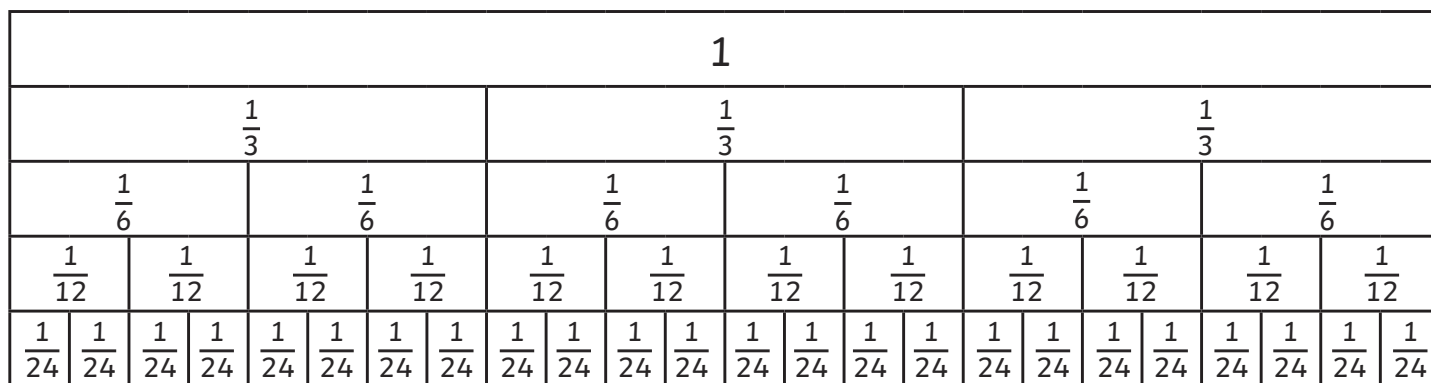


3. a) What fraction of the shape is shaded? _____



b) Write 2 equivalent fractions to the amount shaded.

4. Use the fraction wall to help you answer these questions.



a) How many sixths are equivalent to $\frac{2}{3}$? _____

b) How many twelfths are equivalent to $\frac{6}{24}$? _____

c) How many twenty-fourths are equivalent to $\frac{5}{6}$? _____

d) Would you rather have $\frac{7}{12}$ or $\frac{15}{24}$ of a cake? Why? _____

5. Complete these calculations:

$$\frac{1}{10} + \frac{3}{10} = \underline{\hspace{2cm}} = \underline{\hspace{2cm}}$$

$$\frac{3}{8} + \frac{4}{8} = \underline{\hspace{2cm}}$$

$$\frac{7}{9} - \frac{2}{9} = \underline{\hspace{2cm}}$$

$$\frac{4}{6} - \frac{1}{6} = \underline{\hspace{2cm}} = \underline{\hspace{2cm}}$$

6. Put these fractions in order from smallest to largest.

$\frac{3}{6}$ $\frac{2}{3}$ $\frac{1}{10}$ $\frac{2}{8}$ $\frac{5}{6}$

Smallest

Largest

Fractions and Decimals

1. Match the decimal to its equivalent fraction.

$\frac{1}{2}$	0.01
$\frac{1}{10}$	0.6
$\frac{3}{4}$	0.5
$\frac{6}{10}$	0.1
$\frac{1}{100}$	0.75

2. Complete the table. One has been done for you.

	$\div 10$	$\div 100$
13	1.3	0.13
42		
68		
3		

3. Round these decimals to the nearest **whole** number.

1.2	_____
5.6	_____
2.21	_____
3.5	_____
1.55	_____

4. Compare these decimals using $<$, $>$ or $=$.

$0.5 \square 0.05$

$1.02 \square 1.020$

$3.75 \square 3.775$

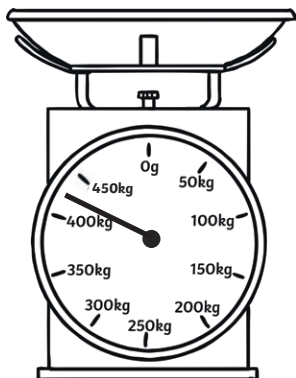
Measurement

1. a) Measure this line using a ruler. Write its length in cm and in mm.

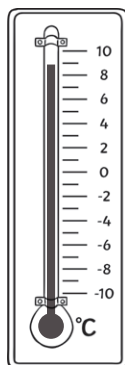
_____ = _____

b) Use a ruler to draw a line that measures 53mm.

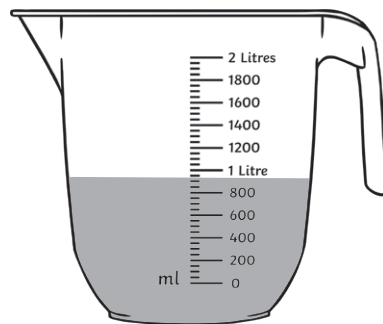
2. Write the amount shown on each scale.



_____ kg



_____ °C



_____ ml

3. Convert these units.

a) 1500g = _____ kg

d) 12.5cm = _____ mm

b) 2450g = _____ kg

e) 1.2km = _____ m

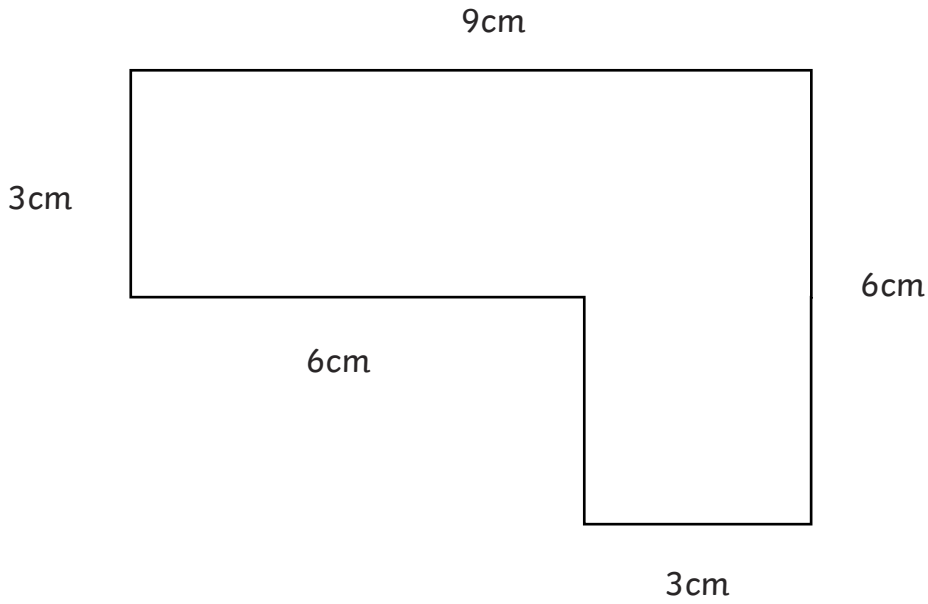
c) 1.75m = _____ cm

f) 2300ml = _____ l

4. Anna says five 750ml bottles will hold more than three 1l bottles. Is she right? Explain how you know.

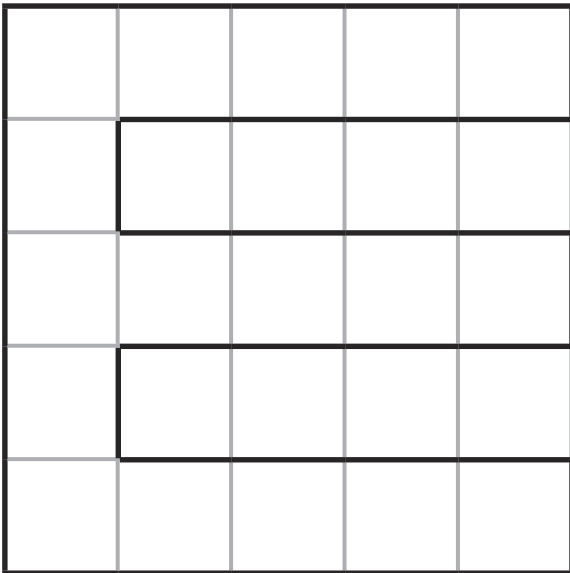
Area and Perimeter

1. Calculate the perimeter of this shape.



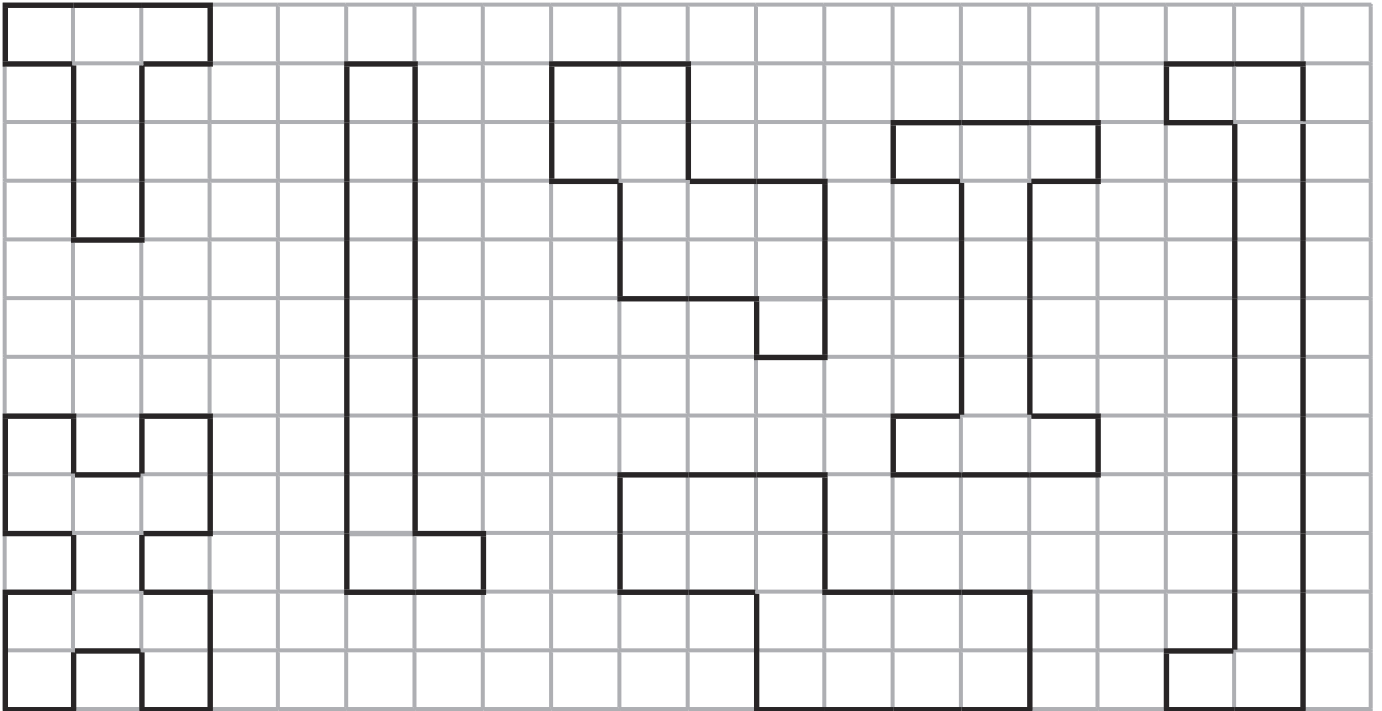
Perimeter = _____ cm

2. What is the area of this shape?



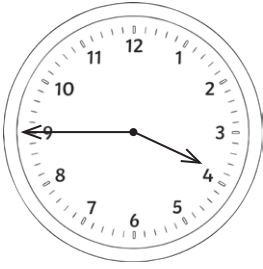
Area = _____ cm²


3. Which of these shapes has the largest area? Circle the shape below.




Time


1. Write the time these clocks show.









2. Draw the hands to show the given time on each clock.



1:15 or quarter past 1



4:50 or ten to 5



7:45 or quarter to 8

3. A film lasts for 165 minutes. How long is the film in minutes and hours?

4. Complete the sentences.

There are _____ seconds in 1 minute.

There are _____ minutes in 1 hour.

There are _____ hours in 1 day.

There are _____ days in 1 week.

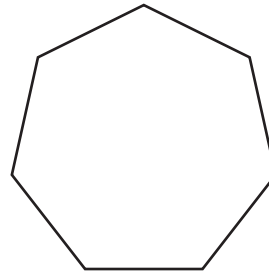
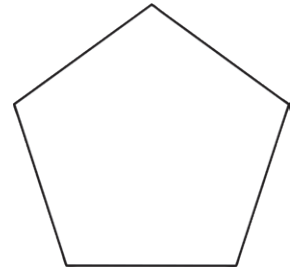
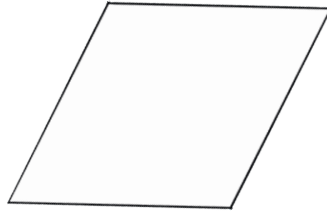

There are _____ days in 1 year.

There are _____ months in 1 year.

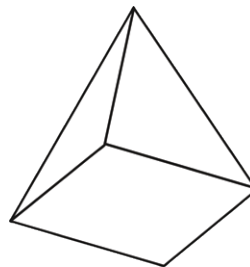

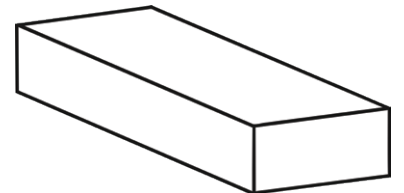

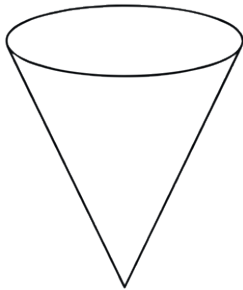
5. How many days are in June? _____

Shape

1. Name these 2D shapes.

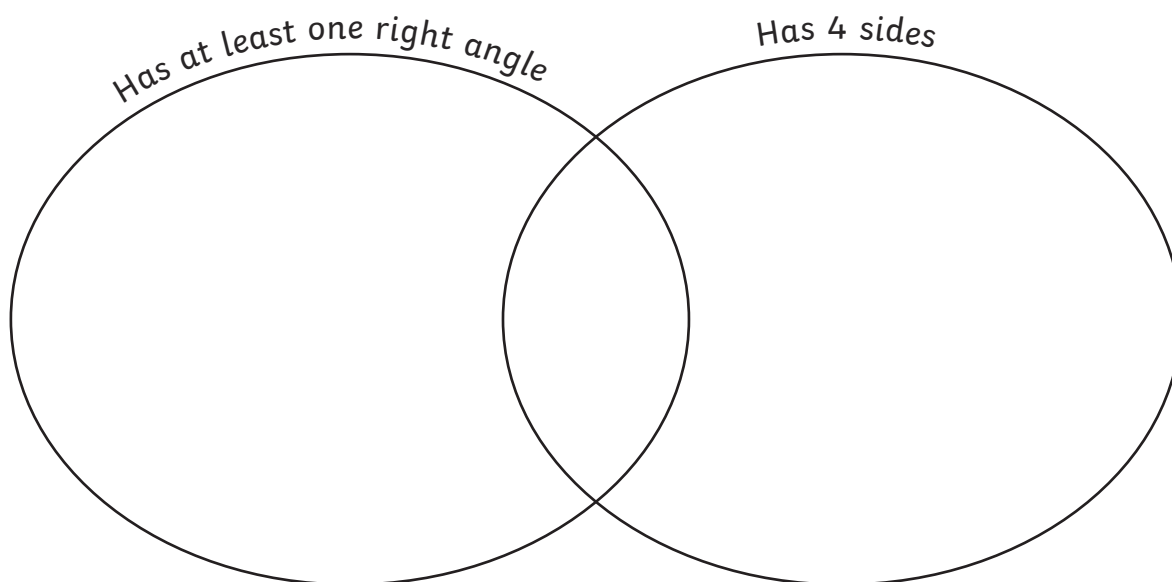


2. Name these 3D shapes.



3. Draw the following shapes in the correct places on the Venn diagram.

- square
- right angled triangle
- pentagon
- parallelogram



4. Match the type of triangle to its definition.

Equilateral

One angle is a right angle

Isosceles

All sides and angles are equal

Scalene

2 sides and angles are equal

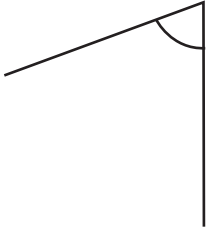
Right-angled triangle

No sides or angles are equal

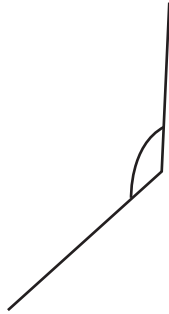
Angles

1. Order these angles from smallest to largest.

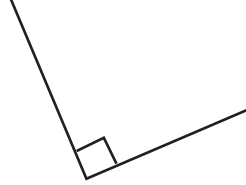
A



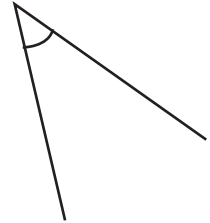
B



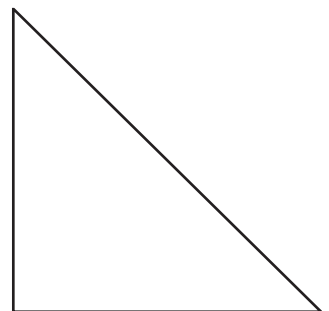
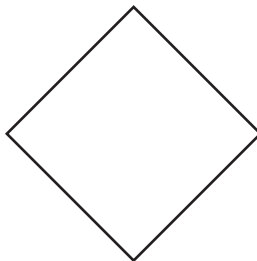
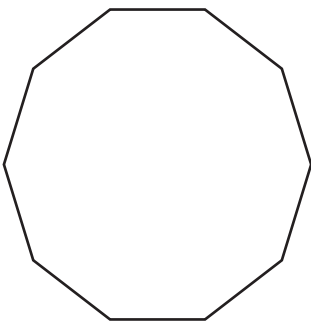
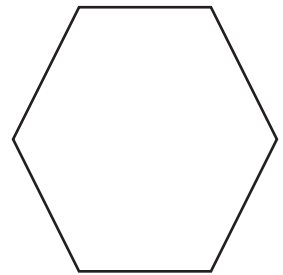
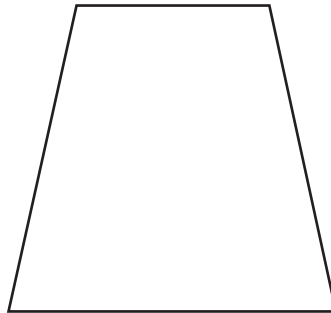
C



D

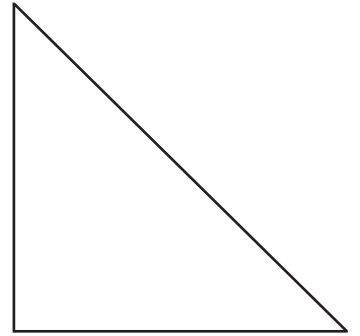
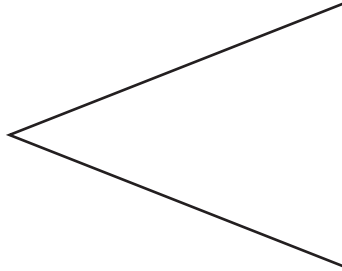
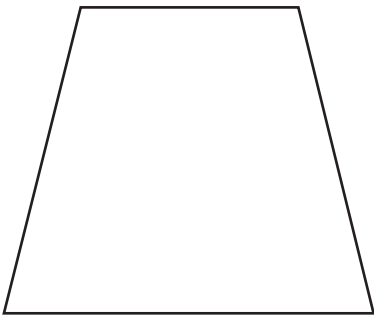


2. Tick all the shapes that have **obtuse** angles.

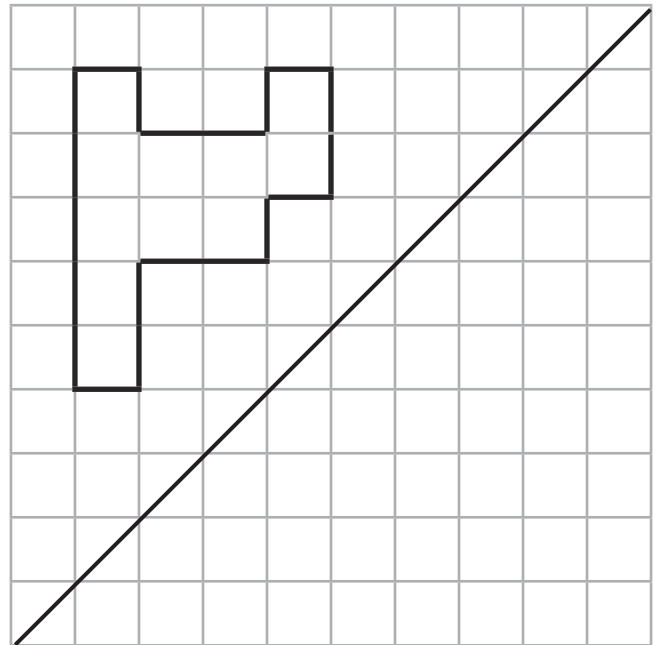
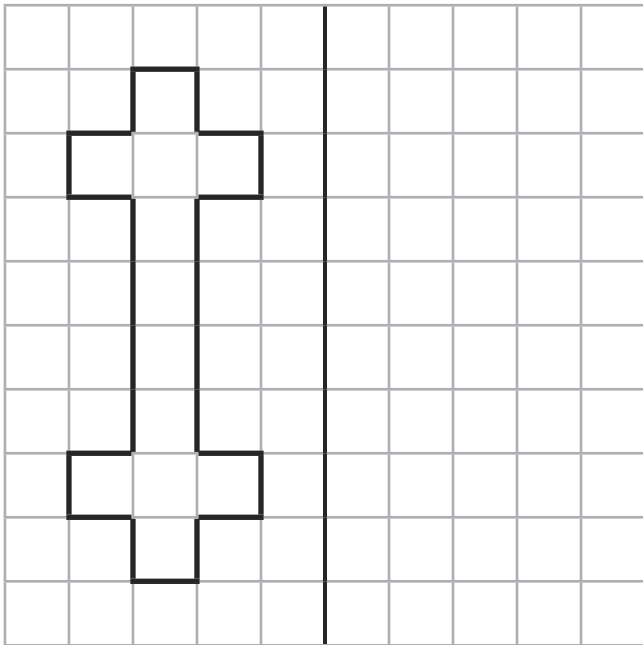


Symmetry

1. Draw a line of symmetry on these shapes.

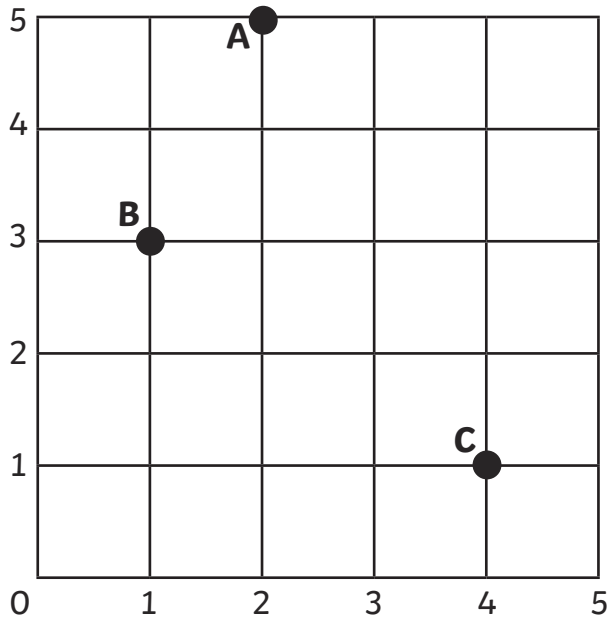


2. Reflect the shapes in the mirror line.



Position and Direction

1. Write the coordinates for the points marked on the grid.

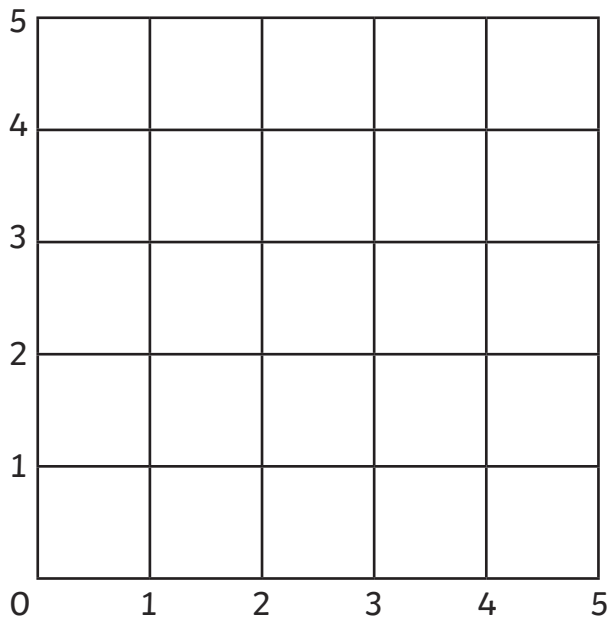


A _____

B _____

C _____

2. Plot these coordinates on the grid. What shape is made?



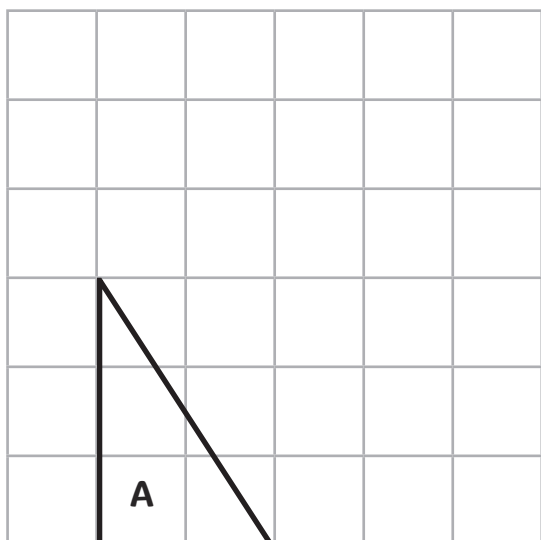
(0, 2)

(1, 4)

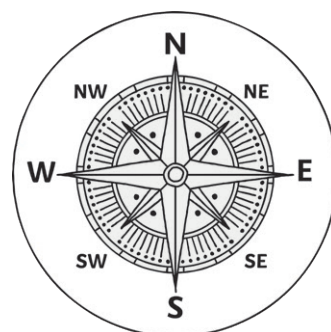
(4, 2)

(5, 4)

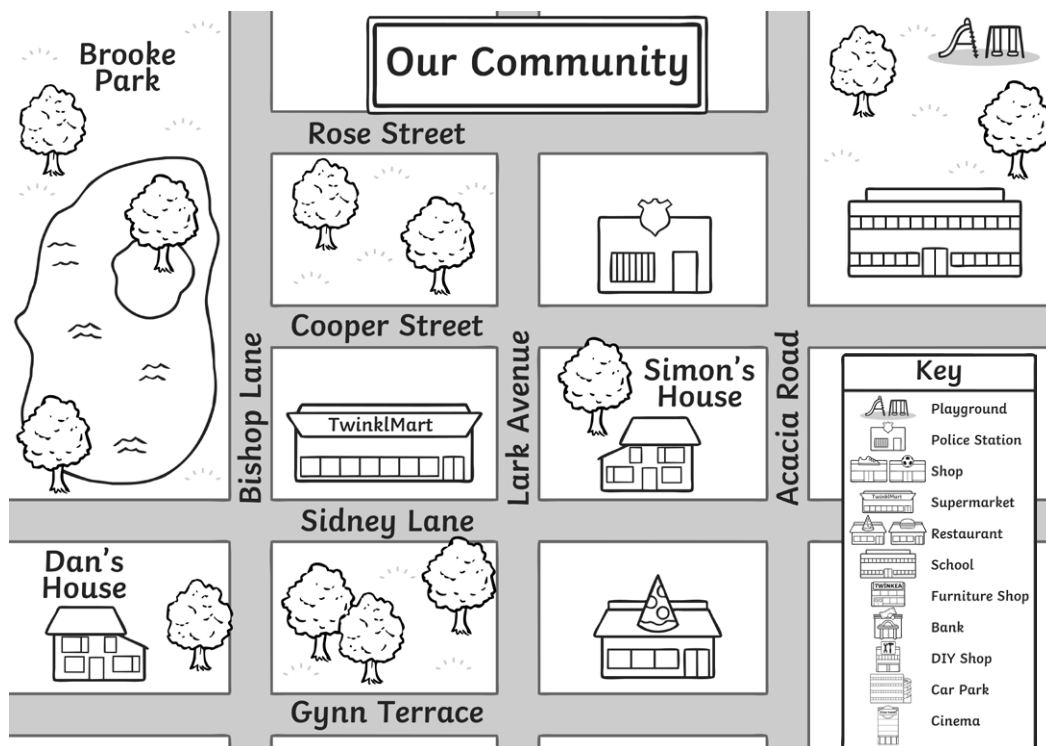
3. Translate this triangle 2 squares to the right and 3 squares up. Label this new triangle B.



4. Amy is walking north east. She turns quarter of a turn anticlockwise. What direction is she walking now?



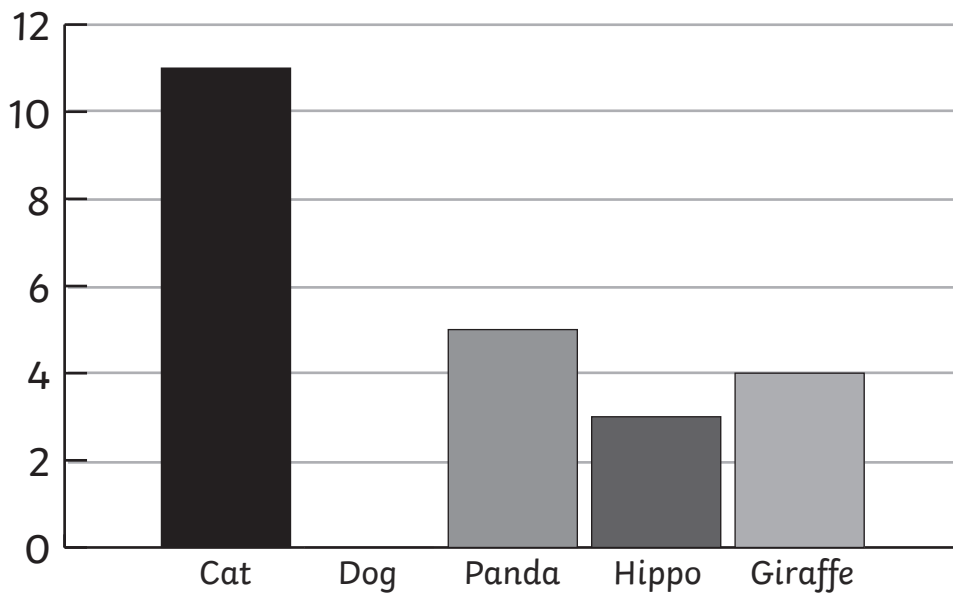
5. Simon left his house and turned right. He made a right turn at the next junction and right at the junction after. Where is Simon?



Statistics

1. A class were asked to choose their favourite animals. These were the results:

Animal	Tally
Cat	
Dog	/
Panda	
Giraffe	



a) Use the information in the bar chart to complete the information in the table.

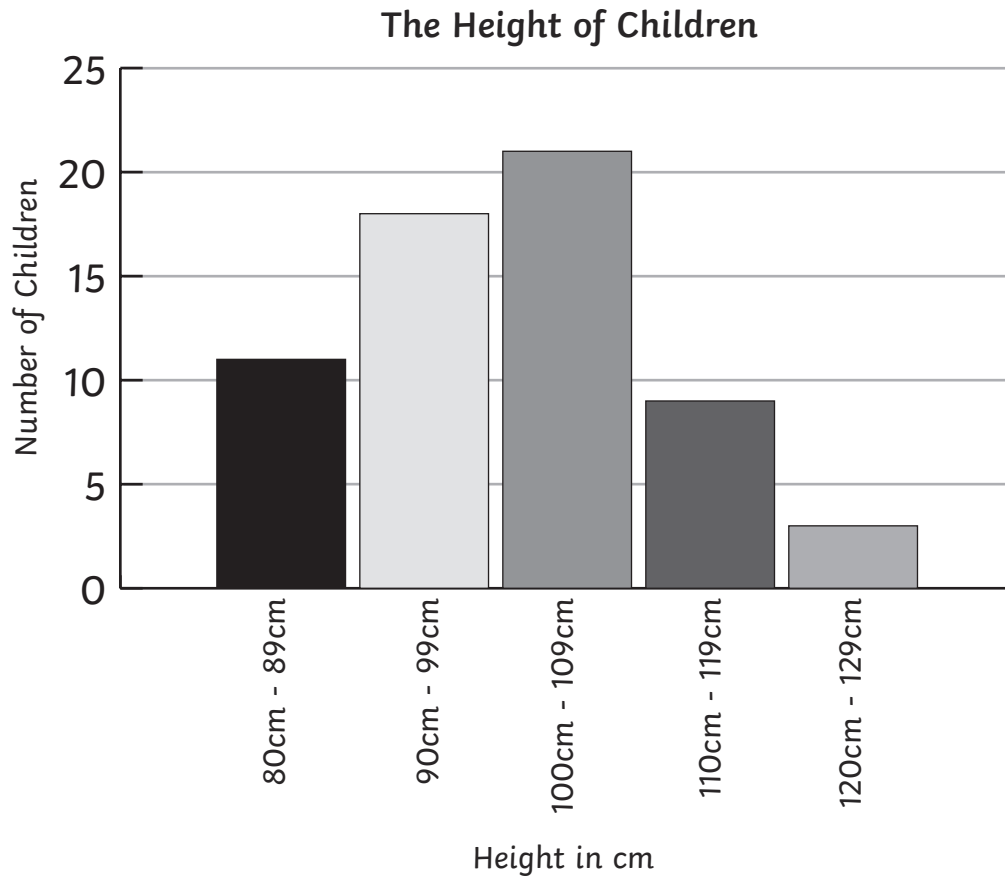
b) Add the information for 'Dog' to the bar chart.

c) Which was the most popular animal?

d) Which animal was half as popular as a dog?

e) How many children were asked in total?

2. A school measured the heights of all children. The results are shown in the graph below.



a) Which height was the least common in the school?

b) How many children measured less than 1m?

c) 3 more children joined the school who measure between 110cm – 119cm. Add this information to the graph.

d) After these children joined, how many children were measured in total?
